

COBRA

Screw Vacuum Pump NC 2500 B



The COBRA NC 2500 B is the largest screw vacuum pump among these high-performing, robust vacuum pumps for process technology. This pump is ideally suited for applications in which gases and vapors need to be pumped reliably and without contamination. Due to the dry screw technology, the pumping chamber is completely free from operating fluids. This prevents condensation and deposits of the pumping medium and prevents oil contamination.

Operationally reliable

The variable-pitch screw design and free gas discharge allow for a high degree of fluid and particle compatibility. Optimum corrosion resistance is ensured by even temperature distribution. The outstanding levels of efficiency reduce the thermal demand and increase the life cycle.

Economical


The COBRA NC 2500 B requires less energy consumption than vacuum pumps using other technologies that achieve a similar high-suction capacity.

Application-oriented

The COBRA NC 2500 B screw vacuum pump is designed for applications that involve large flow rates such as steel degassing, space simulation, central vacuum supply or vacuum drying.



**COBRA NC 2500 B –
Dry and robust.
The vacuum technology
for processes involving
high gas flow in
rough vacuum range.**



COBRA

Screw Vacuum Pump NC 2500 B

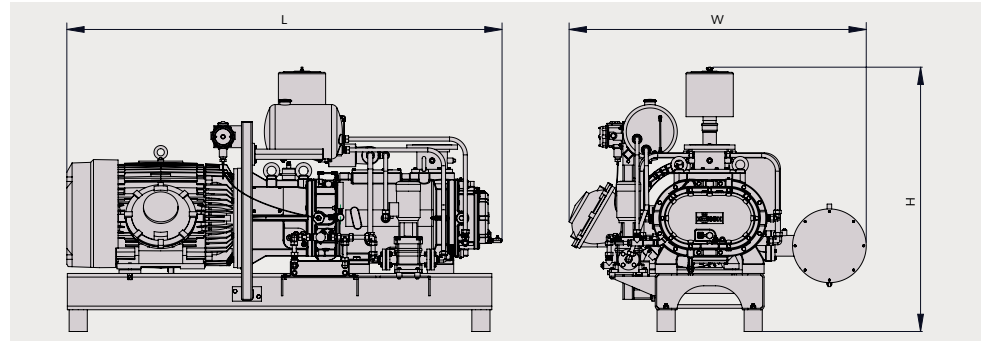


Technical specifications

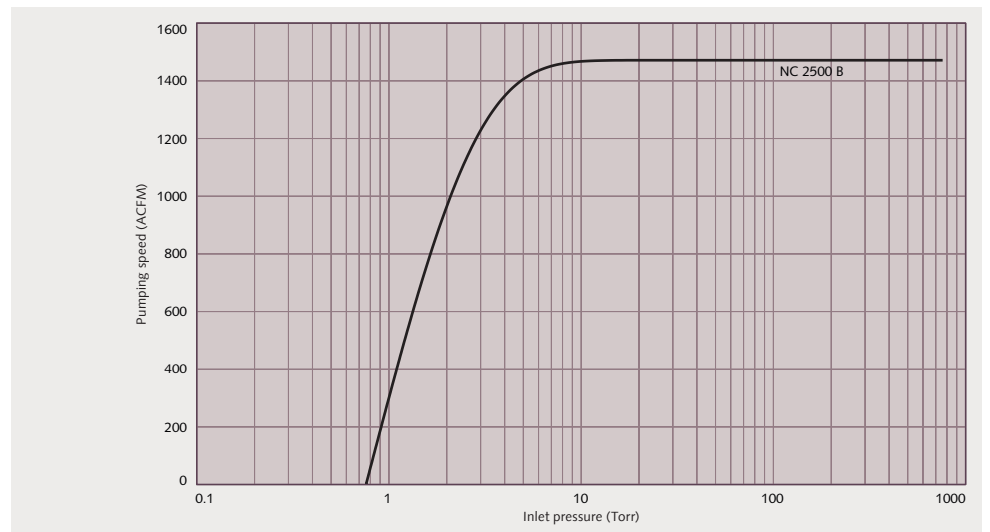
The COBRA NC is a single-stage, rotary screw vacuum pump. Two screw rotors are rotating inside the cylinder. The pumping medium is trapped between the individual screw coils, compressed and transported to the gas discharge. During the compression process, the two screw rotors do not come into contact with each other or with the cylinder. This means there is no need for lubrication or operating fluids in the compression chamber.

Water cooling options include both direct water cooling or radiator cooling with air-cooled heat exchangers. Due to a wide range of technical options and accessories, COBRA NC screw vacuum pumps can be perfectly adjusted to suit every process. The complete COBRA NC series includes pumps with nominal pumping speeds ranging from 50 to 1500 ACFM.

COBRA NC 2500 B



Pumping speed Air at 70 °F. Tolerance: ± 10%



Technical Data		NC 2500 B
Nominal pumping speed	ACFM	1471
Ultimate pressure	Torr	0.75
Nominal motor rating	HP	100
Nominal motor speed	RPM	3600
Sound level (ISO 2151)	dB(A)	84
Approximate weight	Lbs.	4400
Dimensions (L x W x H)	inches	94 ⁷ / ₁₆ x 64 ¹ / ₂ x 57 ³ / ₈
Gas inlet/outlet	ANSI/NPT	6" / 4"

Busch LLC

516 Viking Drive | Virginia Beach, VA 23452 | Phone 757-463-7800 | marketing@buschusa.com | www.buschusa.com

Argentina Australia Austria Belgium Brazil Canada Chile China Czech Republic Denmark Finland France Germany Hungary India Ireland Israel Italy Japan Korea Malaysia Mexico New Zealand Netherlands Norway Poland Portugal Russia Singapore South Africa Spain Sweden Switzerland Taiwan Thailand Turkey United Arab Emirates United Kingdom USA

Technical data is subject to change. Created in Germany 08/N